

Name : _____



Date: _____

Section 1.7 Homework

Pages 46-48

Part A

Graph the function.

Step 1: Input each domain (x value)

Step 2: Complete the table.

Step 3: List the coordinates.

Step 4: Plot the coordinates.

3) $y = x + 3$ Domain: 0, 1, 2, 3, 4, 5

Step 1: Input each domain

$y = x + 3$ for $x=0$

$y = x + 3$ for $x=1$

$y = x + 3$ for $x=2$

$y = x + 3$ for $x=3$

$y = x + 3$ for $x=4$

$y = x + 3$ for $x=5$

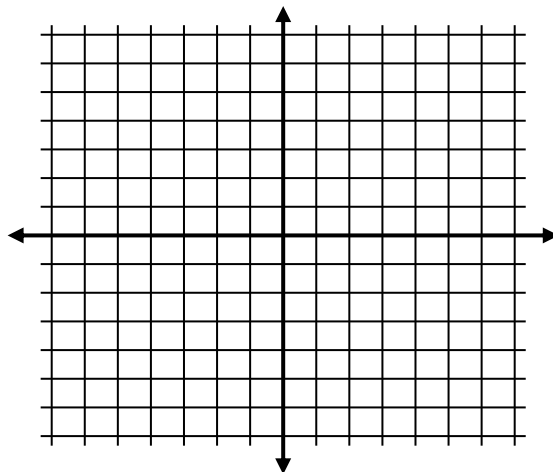
Step 2: Complete the table.

Input	0	1	2	3	4	5
Output						

Step 3: List the coordinates.

(,) (,) (,) (,) (,) (,)

Step 4: Plot the coordinates.



5) $y = 2x + 2$ Domain: 0, 2, 5, 7, 10

Step 1: Input each domain

$y = 2x + 2$ for $x=0$

$y = 2x + 2$ for $x=2$

$y = 2x + 2$ for $x=5$

$y = 2x + 2$ for $x=7$

$y = 2x + 2$ for $x=10$

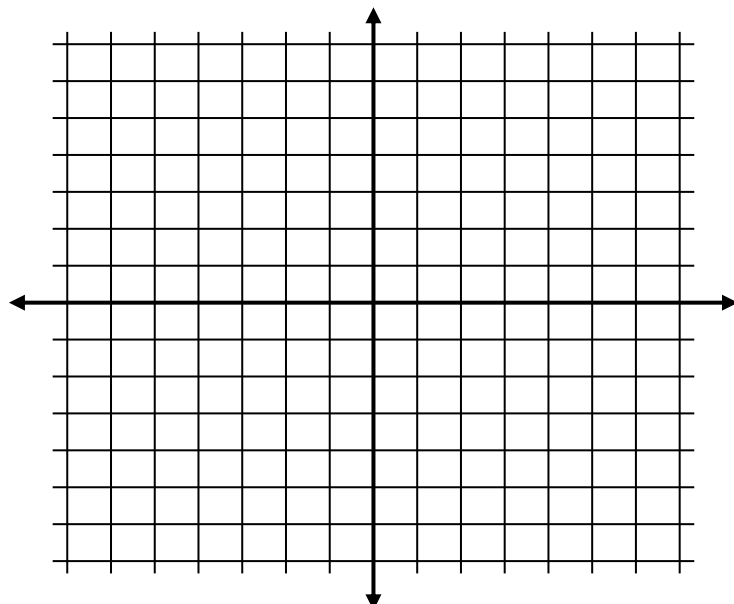
Step 2: Complete the table.

Input	0	2	5	7	10
Output					

Step 3: List the coordinates.

(,) (,) (,) (,) (,)

Step 4: Plot the coordinates.



6) $y = 3x - 1$ Domain: 1, 2, 3, 4, 5

Step 1: Input each domain

$y = 3x - 1$ for $x=1$

$y = 3x - 1$ for $x=2$

$y = 3x - 1$ for $x=3$

$y = 3x - 1$ for $x=4$

$y = 3x - 1$ for $x=5$

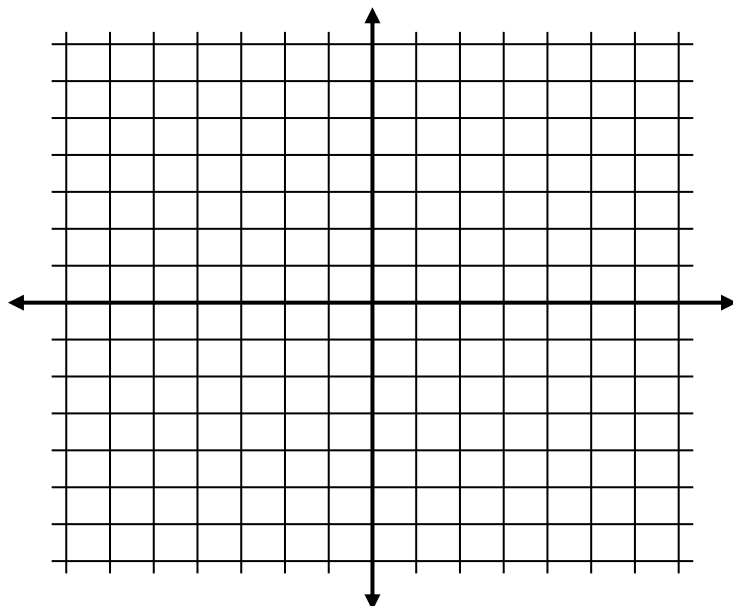
Step 2: Complete the table.

Input	1	2	3	4	5
Output					

Step 3: List the coordinates.

(,) (,) (,) (,) (,)

Step 4: Plot the coordinates.



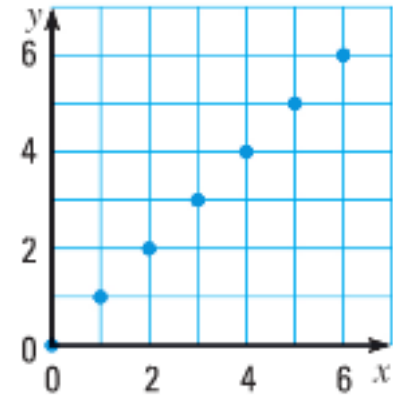
Part B

Write a rule for the function represented by the graph. Identify the domain and the range of the function.

10)

Make a table containing the points from the graph.

Input						
Output						



Domain: _____

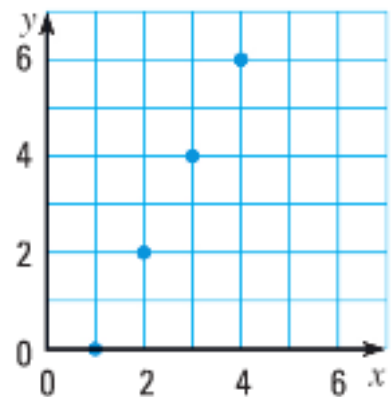
Range: _____

Write a rule: _____

11)

Make a table containing the points from the graph.

Input						
Output						



Domain: _____

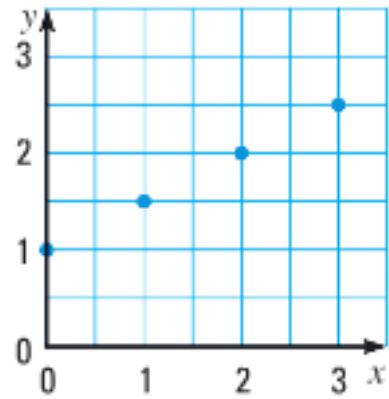
Range: _____

Write a rule: _____

12)

Make a table containing the points from the graph.

Input						
Output						



Domain: _____

Range: _____

Write a rule: _____

16) The table shows the number r of U.S. representative for Texas as a function of the time t (in years) since 1930. Graph the function.

Years since 1930, t	0	10	20	30	40	50	60	70
Number of representatives, r	21	21	22	23	24	27	30	32

