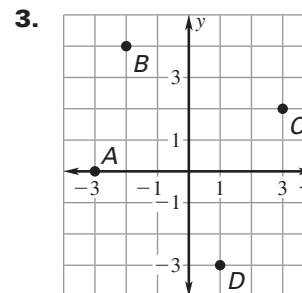
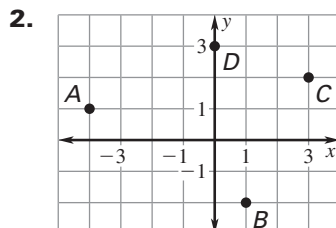
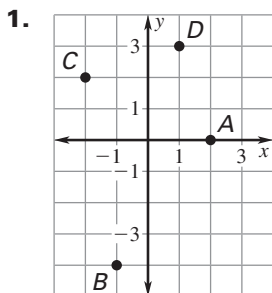
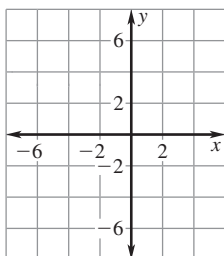


**LESSON**  
**4.1**
**Practice B**

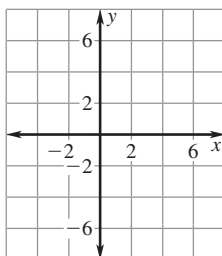
For use with pages 206–212

**Give the coordinates of the points labeled A, B, C, and D.**

**Plot the point in a coordinate plane. Describe the location of the point.**

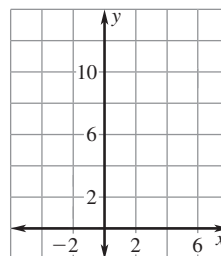
4.  $A(-4, 3)$



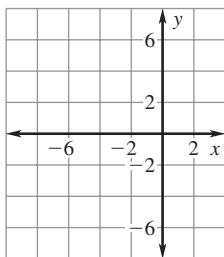
5.  $P(5, -6)$



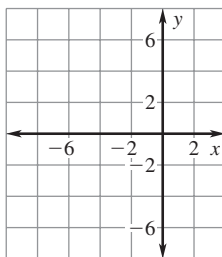
6.  $Q(0, 7)$



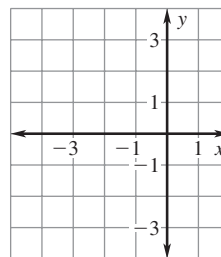
7.  $B(-7, -5)$



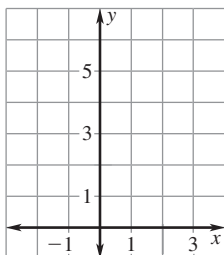
8.  $W(-5, 0)$



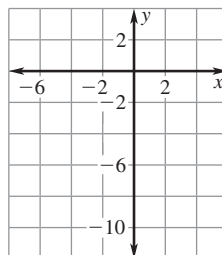
9.  $V(-3, -3)$


**Graph the function with the given domain. Then identify the range of the function.**

10.  $y = x + 4$ ; domain:  $-2, -1, 0, 1, 2$

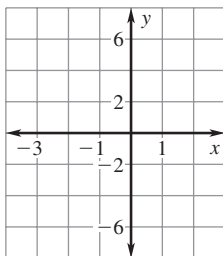


11.  $y = 2x - 5$ ; domain:  $-2, -1, 0, 1, 2$

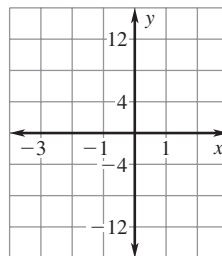


**LESSON**  
**4.1**
**Practice B** *continued*  
 For use with pages 206–212

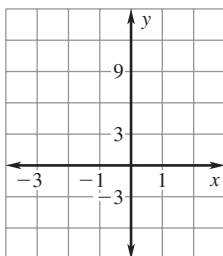
**12.**  $y = 3x - 1$ ; domain:  $-2, -1, 0, 1, 2$



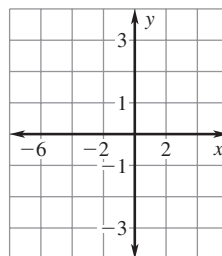
**13.**  $y = 6x - 2$ ; domain:  $-2, -1, 0, 1, 2$



**14.**  $y = 4x + 3$ ; domain:  $-2, -1, 0, 1, 2$



**15.**  $y = \frac{1}{2}x + 1$ ; domain:  $-4, -2, 0, 2, 4$


**LESSON 4.1**

**Without plotting the point, tell whether it is in Quadrant I, Quadrant II, Quadrant III, or Quadrant IV. Explain your reasoning.**

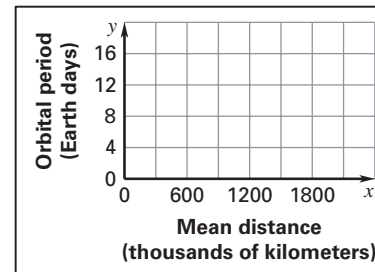
**16.**  $(-4, -2)$

**17.**  $(9, -2)$

**18.**  $(-1, 8)$

- 19. Jupiter's Moons** The table shows some of the moons of Jupiter, their mean distances from Jupiter (in thousand kilometers), and their orbital periods (in Earth days). Graph the data from the table. Does the graph represent a function? Why or why not?

Moon	Io	Thebe	Ganymede	Callisto	Europa
<b>Mean distance (thousand kilometers)</b>	422	222	1070	1883	671
<b>Orbital period (Earth days)</b>	1.8	0.7	7.2	16.7	3.6



- 20. Cell Phone Use** The table shows the number of cellular telephone subscribers in the United States since 1998.

<b>Years since 1998</b>	0	1	2	3	4
<b>Subscribers (millions)</b>	69	86	109	128	141

- a.** Graph the data from the table. Does the graph represent a function? Why or why not?  
**b.** Describe any trend in the change in the number of subscribers.

