

LESSON
4.2**Practice C**

For use with pages 215–222

Decide which of the two points lies on the graph of the line.

1. $5x + y = 18$

- a. (3, 3) b. (5, 7)

2. $7x - y = 10$

- a. (2, 4) b. (2, -4)

3. $6y - 2x = 14$

- a. (4, 5) b. (5, 4)

Solve the equation for y.

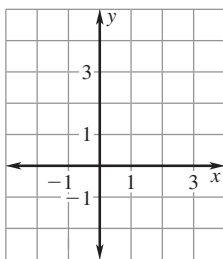
4. $-9x + 3y = 15$

5. $x - 6y = 18$

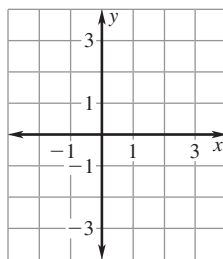
6. $2x - \frac{1}{4}y = 5$

Graph the equation.

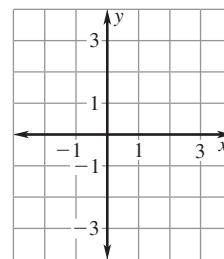
7. $4x - y = 1$



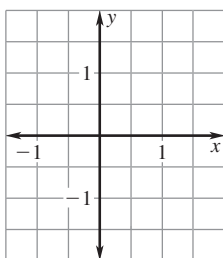
8. $10x - 5y = -5$



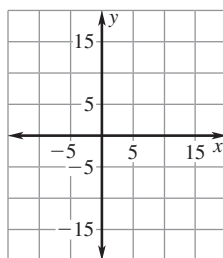
9. $x - 3y = 2$



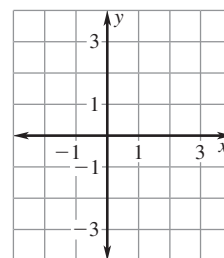
10. $y = -\frac{1}{2}$



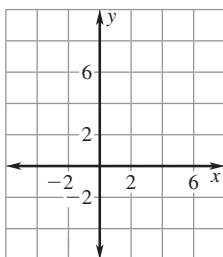
11. $x = 10$



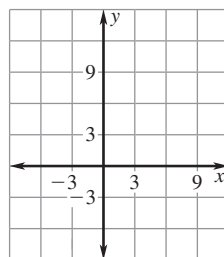
12. $5x - 2y = 0$

**Graph the function with the given domain. Then identify the range of the function.**

13. $y = 5x - 3$; domain: $x \geq 0$

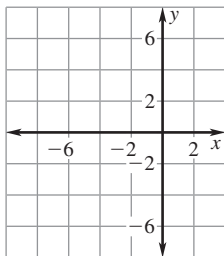


14. $y = 6 - 4x$; domain: $x \leq 0$

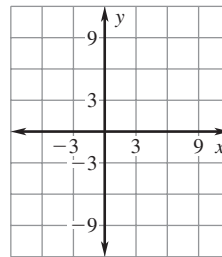


LESSON
4.2**Practice C** *continued*
For use with pages 215–222

15. $y = -2$; domain: $x \leq -3$



16. $y = -2x + 5$; domain: $-2 \leq x \leq 6$

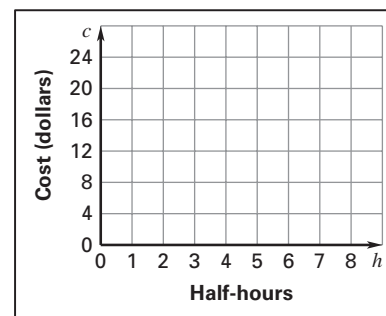


Identify the range of the function with the given domain.

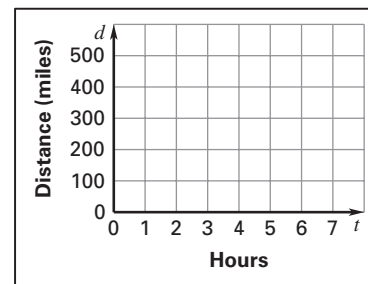
17. $4x + 3y = -10$; domain: $x > -1$

18. $3x - 6y = 12$; domain: $x < 1$

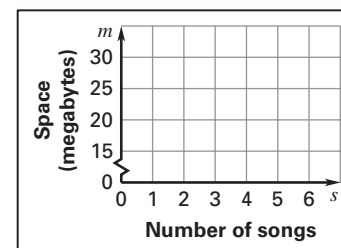
- 19. Paddle Boat Rental** A rental shop at a lake rents paddle boats for \$3 for each half-hour. The total cost c (in dollars) for renting a paddle boat for h half-hours is given by the function $c = 3h$. Once you get to the rental shop, you figure you can rent the paddle boat for at most 4 hours. Graph the function and identify its domain and range. What is the most that you will pay for renting a paddle boat?



- 20. Driving Home** You are 420 miles from home and you are driving toward home at an average rate of 60 miles per hour. The distance d (in miles) away from home after t hours is given by the function $d = 420 - 60t$. Graph the function and identify the domain and the range. *Explain* how you determined the domain and range.



- 21. MP3 Player** So far you have 5 songs stored on your MP3 player that take up 16 megabytes of space. The average song takes up about 3 megabytes of space. The number of megabytes of songs you can store on your player is given by the function $m = 16 + 3s$ where s is the number of songs and m is the number of megabytes.



- Graph the function and identify its domain and range.
- Identify the domain and range if your MP3 player can store at most 256 megabytes of music. How does this change the appearance of the graph? *Explain*.
- Suppose your MP3 player can hold 512 megabytes of music. How do the domain and range of your function change?